

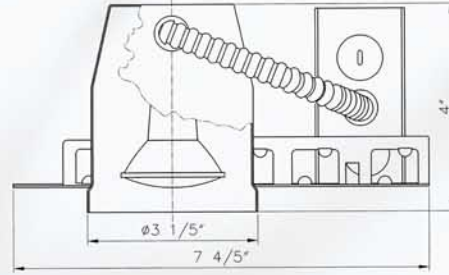
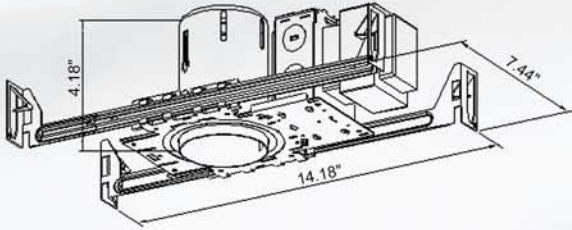
3" Housing Systems

 <p>DL3N DESCRIPTION: LOW VOLTAGE NEW CONSTRUCTION NON IC HOUSING SOCKET: GX5.3 LAMP: MR16/50W</p>	<p>Small aperture low voltage housing for accent and task lighting. Lampholder on trims adjusts 40° from vertical. The housing is designed for MR16 lamps. Integral magnetic transformer steps line voltage down to lamp operating voltage. 120V magnetic transformer for lamps up to 50W.</p>	<p>Housing Features</p> <ul style="list-style-type: none"> •Integral thermal protector guards against misuse of insulation materials and improper lamping. •Junction Box is listed for through branch circuit wiring and has three 1/2" knockouts and four Romex knockouts with true pry out slots. Romex pryouts include built in strain relief and require no additional clamps. •Pre-installed, captive bar hangers allow housing to be positioned at any point within a 24" joist span. Scote lines provided for easy field shortening for 12" joists. 	<p>Unique arrowhead design provides "Nailless" installation. Bar hangers can be repositioned 90° without tools. Hangers fit onto T-Bar spline for quick alignment and can be permanently secured with optional T-Bar clip.</p> <p>Installation Features</p> <ul style="list-style-type: none"> •4" Height allows use in 2"X6" joist construction. •Housing can be removed from plaster frame for junction box access. <p>LISTINGS</p> <ul style="list-style-type: none"> •UL Damp Location •UL Feed Through •ETL Certified •CETL Certified •CUL Feed Through
 <p>DN3N DESCRIPTION: LINM VOLTAGE NEW CONSTRUCTION NON IC HOUSING SOCKET: GU10 LAMP: JDR50W</p>	<p>Small aperture housing for providing accent and task lighting. Using twist and look JDR 50W lamps.</p>		
 <p>DL3R DESCRIPTION: LOW VOLTAGE REMODEL NON IC HOUSING SOCKET: GX5.3 LAMP: MR16/50W</p>	<p>Small aperture low voltage remodel housing for accent and task lighting. Lampholder on trim adjusts 40° from vertical (eyeball trim adjusts 30°). The housing is designed for MR16 lamps. 120V magnetic transformer for lamps up to 50W.</p>	<p>Housing Features</p> <ul style="list-style-type: none"> •Integral thermal protector guards against misuse of insulation materials and improper lamping. •Junction box is listed for through branch circuit wiring and has six 1/2" knockouts with true pry-out slots. •Four Romex pryouts simplify Romex installation. 	<p>Installation Features</p> <ul style="list-style-type: none"> •4" Height allows use in 2"X6" joist construction. •Unit slips through 4 1/2" ceiling opening. •Four remodel clips secure housing and accommodate various ceiling thickness. <p>LISTINGS</p> <ul style="list-style-type: none"> •UL Damp Location •UL Feed Through •CUL Certified •CETL Certified •CUL Feed Through
 <p>DN3R DESCRIPTION: LINE VOLTAGE REMODEL NON IC HOUSING SOCKET: GU10 LAMP: JDR50W</p>	<p>Small aperture remodel housing for accent and task lighting. Using twist and look JDR 50W lamps.</p>		
 <p>DL3ICAT DESCRIPTION: LOW VOLTAGE NEW CONSTRUCTION IC AIR TIGHT SOCKET: GX5.3 LAMP: MR16/50W</p>  <p>DN3ICAT DESCRIPTION: LINE VOLTAGE NEW CONSTRUCTION IC AIR TIGHT SOCKET: GU10 LAMP: JDR50W</p>	<p>Small aperture low voltage AIR-TITE Housing for task and accent lighting where housing will be in direct contact with insulation. Lampholder on trims adjusts 40° from vertical (eyeball trim adjusts 30°). The AIR-TITE construction limits air exchange between the plenum and heated or air conditioned areas. The housing is designed for MR16 lamps.</p> <ul style="list-style-type: none"> •120V magnetic transformer. <p>Small aperture housing for providing accent and task lighting where housing will be in direct contact with ceiling insulation. The AIR-TIGHT construction limits air exchange between the ceiling plenum and heated or air conditioned areas.</p> <ul style="list-style-type: none"> •DN3ICAT is an AIR -TIGHT fixture sealed and gasketed to prevent airflow between plenum spaces and heated areas. 	<p>Housing Features</p> <ul style="list-style-type: none"> •Integral thermal protector guards against improper lamping. •Double wall housing construction. •Junction box is listed for through branch circuit wiring and has seven 1/2" knockouts with true pry-out slots and four Romex pryouts with integral strain relief. •Pre-installed, captive bar hangers allow housing to be positioned at any point within a 24" joist span. Unique arrowhead design provides "Nailless" installation. Bar hangers can be repositioned 90° without tools. Hangers fit onto T-Bar spline for quick alignment and can be permanently secured with optional T-Bar clip. 	<p>Installation Features</p> <ul style="list-style-type: none"> •7 1/4" Height allows use in 2"X8" joist construction. •Housing can be removed from plaster frame for junction box and transformer access. <p>LISTINGS</p> <ul style="list-style-type: none"> •UL Damp Location •UL Feed Through •CUL Certified •CETL Certified •CUL Feed Through <ul style="list-style-type: none"> •Meets State of Washington Restricted AIR Flow Requirements

3" Housing Systems

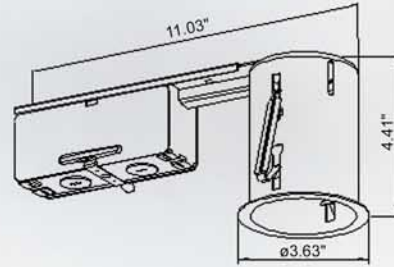
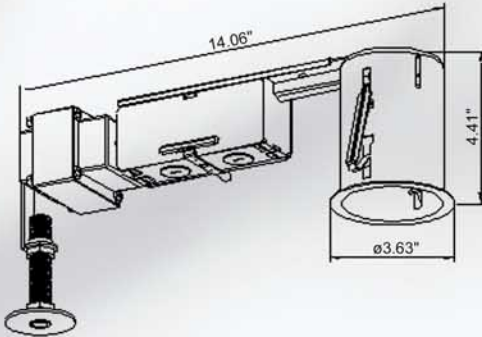
DL3N

DN3N



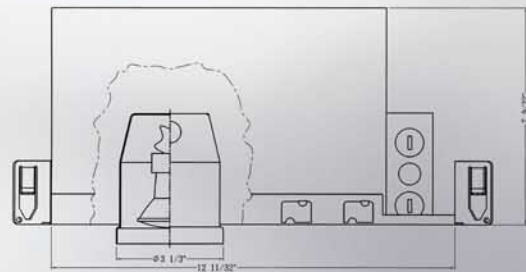
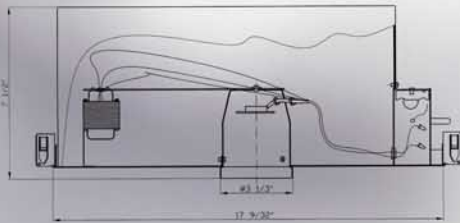
DL3R

DN3R



DL3N-ICAT

DN3N-ICAT



3" Housing Systems



DT31W
White Metal Baffle with White Ring
 MR16, GX5.3, 50W,
 JDR, Gu10, 50W
Ring Options:
DT31WB: Black Ring
DT31WG: Gold Ring
DT31WC: Chrome Ring
DT31WSN: Satin Nickle Ring



DT31B
Black Metal Baffle with White Ring
 MR16, GX5.3, 50W,
 JDR, Gu10, 50W
Ring Options:
DT31BB: Black Ring
DT31BG: Gold Ring
DT31BC: Chrome Ring
DT31BSN: Satin Nickle Ring



DT32C
Chrome Aluminum Reflector
 MR16, GX5.3, 50W,
 JDR, Gu10, 50W
Ring Options:
DT32CB: Black Ring
DT32CG: Gold Ring
DT32CC: Chrome Ring
DT32CSN: Satin Nickle Ring



DT32G
Gold Aluminum Reflector
 MR16, GX5.3, 50W,
 JDR, Gu10, 50W
Ring Options:
DT32GB: Black Ring
DT32GG: Gold Ring
DT32GC: Chrome Ring
DT32GSN: Satin Nickle Ring



DT33W
White Slot Aperture
 MR16, GX5.3, 50W,
 JDR, Gu10, 50W



DT34W
White Eyeball Trim
 MR16, GX5.3, 50W,
 JDR, Gu10, 50W



DT35W
White Pinhole with Black Baffle
 MR16, GX5.3, 50W,
 JDR, Gu10, 50W



DT34G
Gold Eyeball Trim
 MR16, GX5.3, 50W,
 JDR, Gu10, 50W

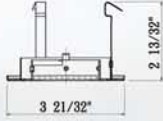


DT34C
Chrome Eyeball Trim
 MR16, GX5.3, 50W,
 JDR, Gu10, 50W



DT34SN
Satin Nickle Eyeball Trim
 MR16, GX5.3, 50W,
 JDR, Gu10, 50W

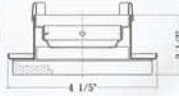
3" Housing Systems



DT37W

White Gimball Trim

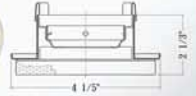
MR16, , 50W,
JDR, Gu10, 50W



DT36F

Frost Donut Glass

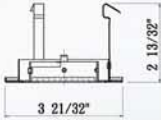
MR16, GX5.3, 50W,
JDR, Gu10, 50W



DT36BU

Blue Donut Glass

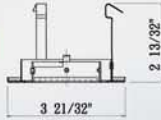
MR16, GX5.3, 50W,
JDR, Gu10, 50W



DT37B

Black Gimball Trim

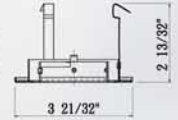
MR16, GX5.3, 50W,
JDR, Gu10, 50W



DT37BZ

Bronze Gimble Ring Trim

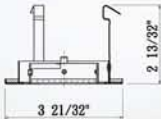
MR16, GX5.3, 50W,
JDR, Gu10, 50W



DT37C

Chrome Gimball Trim

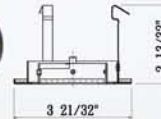
MR16, GX5.3, 50W,
JDR, Gu10, 50W



DT37CP

Copper Gimble Ring Trim

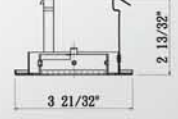
MR16, GX5.3, 50W,
JDR, Gu10, 50W



DT37G

Shiny Gold Gimball Ring

MR16, GX5.3, 50W,
JDR, Gu10, 50W

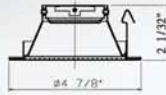


DT37SN

Salin Nickel Gimball Trim

MR16, GX5.3, 50W,
JDR, Gu10, 50W

3" Housing Systems



DT38F

Reflector with Fresnel glass

Panel Lens

MR16, GX5.3, 50W,

JDR, Gu10, 50W

Ring Options:

DT38AB: Black Ring

DT38AG: Gold Ring

DT38AC: Chrome Ring

DT38ASN: Satin Nickle Ring



DT38A

Reflector with Frost Glass

Panel Lens

MR16, GX5.3, 50W,

JDR, Gu10, 50W

Ring Options:

DT38AB: Black Ring

DT38AG: Gold Ring

DT38AC: Chrome Ring

DT38ASN: Satin Nickle Ring



DT38D

Reflector with Frost Press

Glass Drop Shade

MR16, GX5.3, 50W,

JDR, Gu10, 50W

Ring Options:

DT38DB: Black Ring

DT38DG: Gold Ring

DT38DC: Chrome Ring

DT38DSN: Satin Nickle Ring



DT39W

Wall Wash

MR16, GX5.3, 50W,

JDR, Gu10, 50W

Ring Options:

DT39WB: Black Ring

DT39WG: Gold Ring

DT39WC: Chrome Ring

DT39WSN: Satin Nickle Ring

Ring Options:



Black Ring



Chrome Ring




Satin Nickle Ring



Gold Ring

3" Housing Systems



DT360-ORB

Oil Roast Brass
Open Trim



DT360W

White
Open Trim



DT361BBC

Black Band in Chrome
Gimble Ring



DT361WBC

White Band in Chrome
Gimble Ring



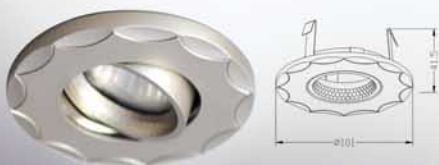
DT363AC

Antique Copper
Orbit Gimble Ring



DT363SN

Satin Nickel
Orbit Gimble Ring



DT364PTR


Pewter
Inspire Gimble Ring



DT364SDC

Sandy Chrome
Inspire Gimble Ring

3" Housing Systems



DT365-ORB

Oil Roasted Brass
Square Gimble Ring



DT365SN

Satin Nickel
Square Gimble Ring



DT365W

White
Square Gimble Ring



DT366-ORB

Oil Roasted Brass
Hexagonal Gimble Ring



DT366W

White
Hexagonal Gimble Ring



DT366PTR

Pewter
Hexagonal Gimble Ring



DT367BRAC

Antique Copper
**Black Recessed
Antique Copper**



DT367WRSN

Satin Nickel
**White Recessed
Satin Nickel**



DT367BRSN

Satin Nickel
**Black Recessed
Satin Nickel**