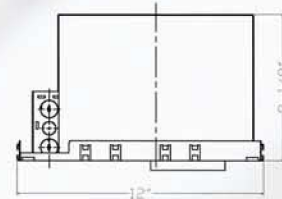


RECESS 4" LOW VOLTAGE HOUSING SYSTEM



DL-01 ICAT
New Construction Low Voltage
Air Tight IC Housing
Socket:GX 5.3
Lamp:MR16 50W, 12V



Description:

- 1.Small aperture low voltage AIR-TIGHT Housing for task and accent lighting where housing will be in direct contact with insulation. Lampholder on trims adjusts 40° from vertical (eyeball trim adjusts 30°).
- 2.The AIR-TIGHT construction limits air exchange between the plenum and heated or air conditioned areas. The housing is designed for use with Low Voltage MR16 lamps.

Housing Features:

- 1.Integral thermal protector guards against improper lamping.
- 2.Double wall housing construction.
- 3.Junction box is listed for through branch circuit wiring and has seven 1/2" knockouts with true pryout slots and four Romex pryouts with integral strain relief.
- 4.Pre-installed, captive bar hangers allow housing to be positioned at any point within a 24" joist span. Unique arrowhead design provides "Nailless" installation.
- 5.120V magnetic transformer. Bar hangers can be repositioned 90° without tools. Hangers fit onto T-Bar spline for quick alignment and can be permanently secured with optional T-Bar clip.

Installation Features:

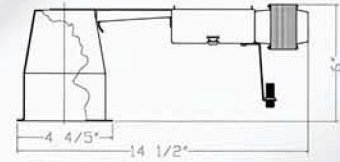
- 1.7 1/4" Height allows use in 2"X8" joist construction.
- 2.Housing can be removed from plaster frame for junction box and transformer access.

listings:UL Damp Location UL Feed Through ETL Certified CETL Certified CUL Feed Through Meets State of Washington Restricted Air Flow Requirements

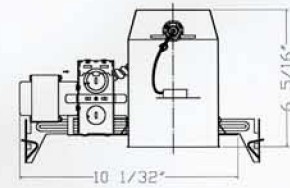
RECESS 4" LOW VOLTAGE HOUSING SYSTEM



DL-02
Remodel Low Voltage
Non-IC Housing
Socket:GX 5.3
Lamp:MR16 50W, 12V



DL-475R
Remodel Low Voltage
Non-IC Housing
Socket:GX 5.3
Lamp:MR16 75W, 12V



Description: Small aperture low voltage remodel housing for accent and task lighting. Lampholder on trims adjusts 40° from vertical (eyeball trim adjusts 30°). The housing is designed for Low Voltage MR16 lamps.

Housing Features:

1. Integral thermal protector guards against misuse of insulation materials and improper lamping.
2. Junction box is listed for through branch circuit wiring and has six 1/2" knockouts with true pryout slots.
3. Four Romex pryouts simplify Romex installation.
4. 120V magnetic transformer.

Installation Features:

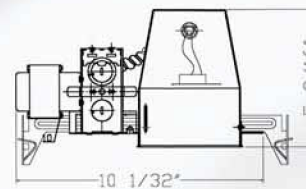
1. 5 1/2" Height allows use in 2"X6" joist construction.
2. Unit slips through 4 1/2" ceiling opening.
3. Four remodel clips secure housing and accommodate various ceiling thickness.
4. For non-insulated ceilings or where insulation can be kept 3" from housing (U.S. only)

listings: UL Damp Location UL Feed Through CUL Certified IP Certified
ETL/CETL Certified

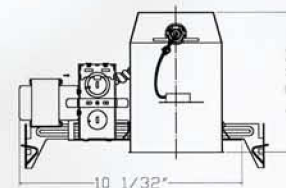
RECESS 4" LOW VOLTAGE HOUSING SYSTEM



DL-01
New Construction Low Voltage
Non-IC Housing
Socket: GX 5.3
Lamp:MR16 50W, 12V



DL-475
New Construction Low Voltage
Non-IC Housing
Socket: GX 5.3
Lamp:MR16 75W, 12V



Description: Small aperture low voltage housing for accent and task lighting. Lampholder on trims adjusts 40° from vertical. The housing is designed for Low Voltage MR16 lamps.

Housing Features:

1. Integral thermal protector guards against misuse of insulation materials and improper lamping.
2. Integral magnetic transformer steps line voltage down to lamp operating voltage.
3. Junction Box is listed for through branch circuit wiring and has three 1/2" knockouts and four Romex knockouts with true pryout slots. Romex pryouts include built in strain relief and require no additional clamps.
4. Pre-installed, captive bar hangers allow housing to be positioned at any point within a 24" joist span. Score lines provided for easy field shortening for 12" joists.
5. 120V magnetic transformer for lamps up to 50W. Refer to DL-475 for 75W lamps.
6. Unique arrowhead design provides "Nainless" installation. Bar hangers can be repositioned 90° without tools on plaster frame. Hangers fit onto T-Bar spline for quick alignment and can be permanently secured with optional T-Bar clip.

Installation Features:

1. 5 1/2" Height allows use in 2"X6" joist construction.
2. Housing can be removed from plaster frame for junction box access.

listings:

1. UL Damp Location UL Feed Through ETL Certified CETL Certified CUL Feed Through
2. For non-insulated ceilings or where insulation can be kept 3" from housing (U.S. only)

TRIMS FOR 4" MR16 LOW AND LINE VOLTAGE HOUSINGS

TRIMS FOR 4" MR16 LOW AND LINE VOLTAGE HOUSINGS



DLT 85 W
Regressed
White Eyeball
White Baffle
MR16



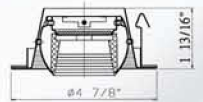
DLT 85 GB
Regressed
Gold Eyeball
Black Baffle
MR16



DLT 85 C
Regressed
Chrome Eyeball
Chrome Reflector
MR16



DLT 85 G
Regressed
Gold Eyeball
Gold Reflector
MR16



DLT 86 WB
White Gimbal
Black Baffle
MR16



DLT 86 WW
White Gimbal
White Baffle
MR16



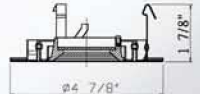
DLT 86 CB
Chrome Gimbal
Black Baffle
MR16



DLT 86 GB
Gold Gimbal
Black Baffle
MR16



DLT 86 SN
Satin Nickel Gimbal
Black Baffle
MR16



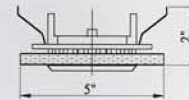
DLT 87 G
Round Acrylic
Gold Drop
MR16



DLT 87 C
Round Acrylic
Chrome Drop
MR16



DLT 87 SN
Round Acrylic
Satin Nickel Drop
MR16



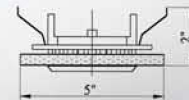
DLT 88 G
Octagonal Acrylic
Gold Drop
MR16



DLT 88 C
Octagonal Acrylic
Chrome Drop
MR16



DLT 88 SN
Octagonal Acrylic
Satin Nickel Drop
MR16



TRIMS FOR 4" MR16 LOW AND LINE VOLTAGE HOUSINGS

TRIMS FOR 4" MR16 LOW AND LINE VOLTAGE HOUSINGS



DLT 6 W
Die Cast Flatball
White
MR16



DLT 6 B
Die Cast Flatball
Black
MR16



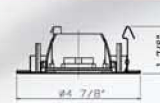
DLT 6 G
Die Cast Flatball
Gold
MR16



DLT 6 C
Die Cast Flatball
Chrome
MR16



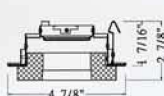
DLT 6 SN
Die Cast Flatball
Satin Nickel
MR16



DLT 7 F
Drop Flat Glass
Frost White
MR16



DLT 7 BU
Drop Flat Glass
Blue
MR16



DLT 9 WB
Black Baffle
MR16



DLT 9 WW
White Wall Wash
White Baffle
MR16



DLT 81 W
Square Adjustable
White
MR16



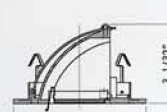
DLT 81 B
Square Adjustable
Black
MR16



DLT 81 G
Square Adjustable
Gold
MR16



DLT 81 SN
Square Adjustable
Satin Nickel
MR16



DLT 82 W
Round Adjustable
White
MR16



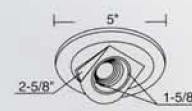
DLT 82 B
Round Adjustable
Black
MR16



DLT 82 G
Round Adjustable
Gold
MR16



DLT 82 C
Round Adjustable
Chrome
MR16



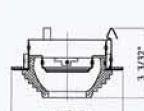
DLT 83 W
Step Glass
White Frost
MR16



DLT 83 BU
Step Glass
Blue Frost
MR16



DLT 83 P
Step Glass
Pink
MR16



DLT 424SN
Square
Satin Nickel
MR16



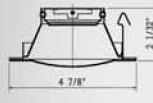
DLT 424W
Square
White
MR16



DLT 84 A
Frost Glass Panel
White Reflector
MR16



DLT 84 D
Drop Frost Glass
White Reflector
MR16



DLT 84 F
Fresnel glass shower
White Reflector
MR16



TRIMS FOR 4" MR16 LOW AND LINE VOLTAGE HOUSINGS

TRIMS FOR 4" MR16 LOW AND LINE VOLTAGE HOUSINGS



DLT 1 B
Black Baffle
White Ring
MR16



DLT 1 BG
Black Baffle
Gold Ring
MR16



DLT 1 BC
Black Baffle
Chrome Ring
MR16



DLT 1 BS
Black Baffle
Satin Nickel Ring
MR16



DLT 1 W
White Baffle
White Ring
MR16



DLT 1 WG
White Baffle
Gold Ring
MR16



DLT 1 WC
White Baffle
Chrome Ring
MR16



DLT 1 WS
White Baffle
Satin Nickel Ring
MR16



DLT 2 C
Chrome Reflector
White Ring
MR16



DLT 2 CG
Chrome Reflector
Gold Ring
MR16



DLT 2 CC
Chrome Reflector
Chrome Ring
MR16



DLT 2 CS
Chrome Reflector
Satin Nickel Ring
MR16



DLT 2 G Aluminum
Gold Reflector
White Ring
MR16



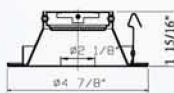
DLT 2 GG
Gold Reflector
Gold Ring
MR16



DLT 2 GC
Gold Reflector
Chrome Ring
MR16



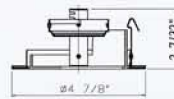
DLT 2 GS
Gold Reflector
Satin Nickel Ring
MR16



DLT 3 W
Slot Aperture
White
MR16



DLT 5 WB
White Pin Hole
Black Baffle
MR16



DLT 5 WC
White Pin Hole
Chrome Reflector
MR16



DLT 4 WB
White Eyeball
Black Baffle
MR16



DLT 4 GB
Gold Eyeball
Black Baffle
MR16



DLT 4 CB
Chrome Eyeball
Black Baffle
MR16