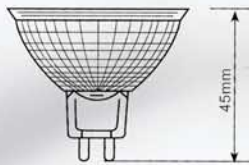


Halogen Lamps

MR16 AND MR11

8Suffix/C-Bulb with Cover

Avg.Life:2000 Hours



G5.3 Base



G4 Base



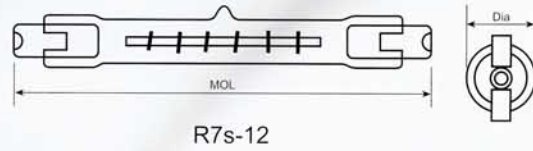
Items	Lamps	Watts	Volt	Beam		
				Angle	Color	Cover
EYC	MR16	75	12	36	3000	N
EYF	MR16	75	12	12	3000	N
EXN	MR16	50	12	36	3000	N
EXN/C	MR16	50	12	36	3000	Y
EXZ	MR16	50	12	24	3000	N
EXZ/C	MR16	50	12	24	3000	Y
EXT	MR16	50	12	12	3000	N
EXT/C	MR16	50	12	12	3000	Y
FMW	MR16	35	12	36	2950	N
FRA	MR16	35	12	12	2950	N
BAB	MR16	20	12	36	2950	N
ESX	MR16	20	12	12	2950	N

High Color Tempera TURE

Items	Lamps	Watts	Volt	Beam		
				Angle	Color	Cover
EXN/42	MR16	75	12	36	4200	N
EXN/42/C	MR16	75	12	36	4200	Y
EXZ/42	MR16	50	12	24	4200	N
EXZ/42/C	MR16	50	12	24	4200	Y
EXT/42	MR16	50	12	12	4200	N
EXT/42/C	MR16	50	12	12	4200	Y
EXC/42	MR16	75	12	36	4200	N
EXC/42/C	MR16	75	12	36	4200	Y
EYF/42	MR16	75	12	12	4200	N
EYF/42/C	MR16	75	12	12	4200	Y
FTC	MR11	20	12	20	2950	N
FTF	MR11	35	12	20	2950	N

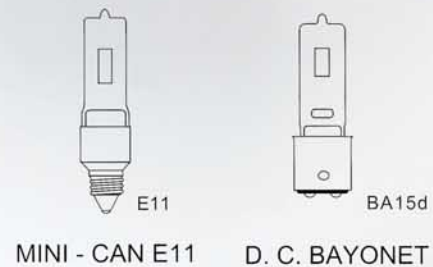
Halogen Lamps

J-Types



Items	Watts	Volt	Mol(mm)	Dia(mm)
J100S	100	120	78	8
J100L	100	120	118	8
J150S	150	120	78	8
J150L	150	120	118	8
J200S	200	120	78	8
J200L	200	120	118	8
J300L	300	120	118	8
J500L	500	120	118	8
J1500	1500	220-240	254	10

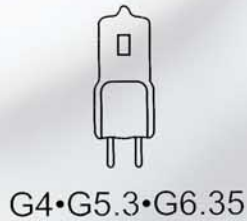
JDTypes



Items	Watts	Base	Volt	Color
MC75	75	E11	110-130	2900
MC100	100	E11	110-130	2900
MC150	150	E11	110-130	2900
MC250	250	E11	110-130	2900
DC75	75	BA15d	110-130	2900
DC100	100	BA15d	110-130	2900
DC150	150	BA15d	110-130	2900
DC250	250	BA15d	110-130	2900

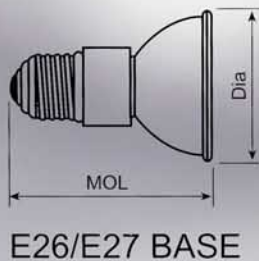
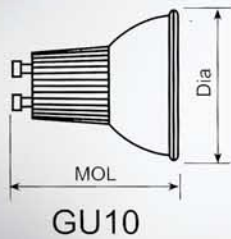
Halogen Lamps

J.C Type And J.C.D Type



Items	Watts	Volt	Base
JC10	10	12	G4
JC20	20	12	G4
JC35	35	12	G6.3
JC50	50	12	G6.3
JC75	75	12	G6.3
JC100	100	12	G6.3
JCD20	20	120	G6.3
JCD35	35	120	G6.3
JCD50	50	120	G6.3
JCD75	75	120	G6.3

JDR Type



Items	Watts	Volt	Base	Beam Angle
JDR50	50	120	E26	36
JDR75	75	120	E26	36
JDR100	100	120	E26	36
JDR35/W/GU	35	120	GU10	50
JDR35/S/GU	35	120	GU10	25
JDR50/W/GU	50	120	GU10	50
JDR50/S/GU	50	120	GU10	25
JDR75/W/GU	75	120	GU10	50
JDR75/S/GU	75	120	GU10	25