



# LED WRAPAROUND

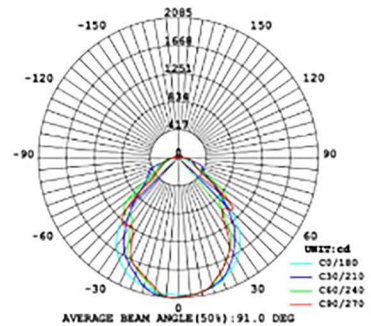
## Square - ETL DLC



- High quality galvanized sheet with surface coating
- High precision constant current driver
- High efficiency SMD2835 LED .2 watt chip
- 100-277VAC input voltage
- Suited for factories, workshops, warehouse, waiting room
- Lifespan 50,000 hours • 5 Year Warranty
- Back wiring - Wires store inside the case when not in use




### Flux Chart / Light Distributing Curve




### Item Codes

LRPQ-V20-A40	Square, 2 Feet, 20 Watt, 2200 lumen, Non-Dimm, 4000K
LRPQ-V20-A50	Square, 2 Feet, 20 Watt, 2200 lumen, Non-Dimm, 5000K
LRPQ-V40-A40	Square, 4 Feet, 40 Watt, 4400 lumen, Non-Dimm, 4000K
LRPQ-V40-A50	Square, 4 Feet, 40 Watt, 4400 lumen, Non-Dimm, 5000K



## LED WRAPAROUND

Square



Lamp Parameter		
Model	LRPQ-V20-(A40/A50)	LRPQ-V40-(A40/A50)
LED Type	SMD2835/144PCS	SMD2835/288PCS
IP Grade	IP40	
Product Size	L622*W178*H70mm	L1210*W178*H70mm
N.W.	1.24kg	2.3kg
Beam angle	>120°	
Material	Galvanized Sheet+PS	
Power	20W	40W
Input voltage	100-277VAC 50-60Hz	
CCT (K)	4000K - 5000K	
Power factor	>0.95	
Certificate	DLC ETL	
Luminous	2200 Lumen - 4400 Lumen	
Rendering Index	>80	
Storage And Working Environment		
Storage temperature	-40°C~+80°C	
Operating temperature	-30°C~+45°C (the best in 25°C)	
Environment humidity	40-90%RH	
Lifespan And Warranty		
Life Span	50,000H(Luminance decrease is less than 30%)	
Quality Warranty	5 years	