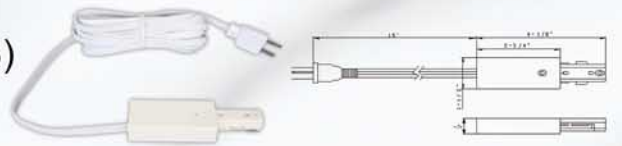


Tracks And Accessories

Live End: power cora 15 feet. LE15P3(W/B)
-Power Feed with 15 feet cable plug



Live End: LE3 CG(G/S/W/B) LE2(W/B)
-For Power Feed. Direct Wiring

Conduit Live End: LE3 CON(G/S/W/B)
-For BxCable or Romex

3 Wire

2 Wire

3 Wire



Mini I Joint: I J3(G/S/W/B) IJ2(W/B)
-Straight Joiner for 2 Track Sections

Power I Joint: PIJ3(G/S/W/B)
-Straight Joiner with Power Feed

3 Wire

2 Wire

3 Wire



L-Joint: L J3(G/S/W/B) LJ2(W/B)
-Connect 2 Track Sections to form a 90° Angle

Flexible Joint: FX J3(G/S/W/B)
FX J2(W/B)
-Connect 2 Track Sections in Various Corner

3 Wire

2 Wire

3 Wire

2 Wire



T-Joint: T J3(G/S/W/B) TJ2(W/B)
-Connect 3 Track Sections to form a "T" Structure

X-Joint: X J3(G/S/W/B) X J2(W/B)
-Connect 4 Track Sections to form a "X" Structure

3 Wire

2 Wire

3 Wire

2 Wire



Tracks And Accessories

Floating Canopy: FCP3(G/S/W/B), FCP2(W/B)

-Connect Track to Outlet Box. Power Feed Allowed.

3 Wire



2 Wire



Mono Point: MPT3(G/S/W/B), MPT2(W/B)

-To Mount a Track Light to an Outlet Box or the fixtures

3 Wire



2 Wire



MPLT3(W/B):

For Low Voltage Track Lights



Suspension Loop: SSL(W/B)

-Chair Hung Fixtures to Tracks, up fo 35 lbs

3 Wire



Suspension Hook: SSK(W/B)

-Hung Fixtures to Track up fo 30 lbs

3 Wire



Outlet Adaptor: OA3(W/B)

-Access Track Power with Plugs




Track Adaptor: TAD3(W/B), TAD2(W/B)

-Access Track Power by Wiring, 2 or 3 Wire



Pendant Adaptor-PDA 3(W/B)

-Adapt pendant lights to track



Tracks And Accessories



3 Wire System




2 Wire System



Wide 2 Wire System

3 Wire Tracks

8 FTR3(G/S/W/B), 6FTR3(G/S/W/B)
 4 FTR3(G/S/W/B), 2FTR3(G/S/W/B)
 Length of 8, 6, 4, 2 feet,
 Finish of white, Black, Satin and Gold



2 Wire Tracks

8 FTR2(W/B) , 6FTR2(W/B)
 4 FTR2(W/B) , 2FTR2(W/B)
 Length of 8, 6, 4, 2 feet,
 Finish of white and Black



Pendant Kit Assembly-PKA-12"/18"/24"/36"/48"(W/B).

To Lower the Track Structure, Stem Length of 12, 18, 24, 36, 48 inches.
 Also, Field Cut the Stem to Accommodate the Length Required, Using Associate Ring To Fix Cut Edge. Color of White or Black.

Associate Ring-ASOR



Slope Pendant Adaptor:

SLOPEN(W/B)
 -For Slope Ceiling, Color White or Black



Wire Way Cover

-WWC(W/B)
 -To Conceal the Wire Feed,
 Color White or Black



Tracks And Accessories

Live End: LE3 CG(G/S/W/B) LE2(W/B)
-For Power Feed. Direct Wiring

Conduit Live End: LE3 CON(G/S/W/B)
-For BxCable or Romex

3 Wire

2 Wire

3 Wire



Mini I Joint: I J3(G/S/W/B) IJ2(W/B)
-Straight Joiner for 2 Track Sections

Power I Joint: PIJ3(G/S/W/B)
-Straight Joiner with Power Feed

3 Wire

2 Wire

3 Wire



L-Joint: L J3(G/S/W/B) LJ2(W/B)
-Connect 2 Track Sections to form a 90° Angle

Flexible Joint: FX J3(G/S/W/B)
FX J2(W/B)
-Connect 2 Track Sections in Various Corner

3 Wire

2 Wire

3 Wire

2 Wire



T-Joint: T J3(G/S/W/B) TJ2(W/B)
-Connect 3 Track Sections to form a "T" Structure

X-Joint: X J3(G/S/W/B) X J2(W/B)
-Connect 4 Track Sections to form a "X" Structure

3 Wire

2 Wire

3 Wire

2 Wire



Tracks And Accessories

Floating Canopy: FCP3(G/S/W/B), FCP2(W/B)

-Connect Track to Outlet Box. Power Feed Allowed.

3 Wire



2 Wire



Mono Point: MPT3(G/S/W/B), MPT2(W/B)

-To Mount a Track Light to an Outlet Box or the fixtures

3 Wire



2 Wire



Suspension Loop: SSL(W/B)

-Chair Hung Fixtures to Tracks, up to 35 lbs

3 Wire



Suspension Hook: SSK(W/B)

-Hung Fixtures to Track up to 30 lbs

3 Wire



Outlet Adaptor: OA3(W/B)

-Access Track Power with Plugs



Track Adaptor: TAD3(W/B), TAD2(W/B)

-Access Track Power by Wiring, 2 or 3 Wire



Tracks And Accessories



T-Bar Clip: T-clip(W/B)
 T-Bar End Feeder, 3 wire-TF3(W/B)

Outlet Box Cover: OBC3(G/S/W/B) OBC2(W/B)
 -To Cover a Standard Outlet Box



Slope Adaptor: SLAP3(W/B)
 Adjustment for Slope Mounted Track Lights

Extention Ward: ERD3
 (G/S/W/B)-12"/18"/24"/36"/48"
 Pull Track Lights Down To Certain
 Depth

