


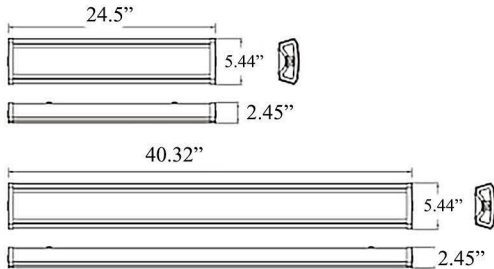


LED WRAPAROUND

Linear - Linkable

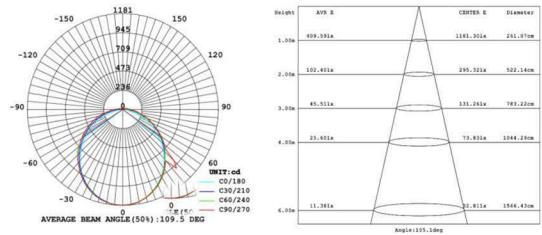
ETL DLC



- High quality galvanized sheet with surface coating
- High precision constant current driver
- Bright, high efficiency SMD2835 LED .5 watt chip
- 100-277 VAC input voltage
- Suited for indoor shops, offices, school, library, hospital
- Lifespan 50,000 hours • 5 year warranty
- Back wiring - Wires store inside the case when not in use



Flux Chart / Light Distributing Curve




Item Codes

- LRPL-V20-A40 Linkable, 2 Feet, 20 Watt, 1800 Lumen, Non-Dimm, 4000K
- LRPL-V20-A50 Linkable, 2 Feet, 20 Watt, 1800 Lumen, Non-Dimm, 5000K
- LRPL-V40-A40 Linkable, 4 Feet, 40 Watt, 3600 Lumen, Non-Dimm, 4000K
- LRPL-V40-A50 Linkable, 4 Feet, 40 Watt, 3600 Lumen, Non-Dimm, 5000K

Accessory Codes

- LRPL - IJ End to End Joiner
- LRPL-EC End Cap
- LRPL-PC 1.5 meter power cord
- LRPL-LJ Link Joiner (8" long) - Included

1.5m cord



LED WRAPAROUND

Linear - Linkable



Lamp Parameter

Lamp Parameter	LRPL-V20-(A40/A50)	LRPL-V40-(A40/A50)
Model	LRPL-V20-(A40/A50)	LRPL-V40-(A40/A50)
LED Type	SMD2835/72PCS	SMD2835/96PCS
IP Grade	IP40	
Product Size	L622*W138*H62mm	L1204*W138*H62mm
N.W.	1.01kg	1.93kg
Beam angle	>120°	
Material	Galvanized Sheet+PC	
Power	20W	40W
Input voltage	100-277VAC 50-60Hz	
CCT (K)	4000K - 5000K	
Power factor	>0.95	
Certificate	DLC ETL	
Luminous	1800 Lumen - 3600 Lumen	
Rendering Index	>80	

Storage And Working Environment

Storage temperature	-40°C~+80°C
Operating temperature	-30°C~+45°C (the best in 25°C)
Environment humidity	40-90%RH

Lifespan And Warranty

Life Span	50,000H(Luminance decrease is less than 30%)
Quality Warranty	5 years

