

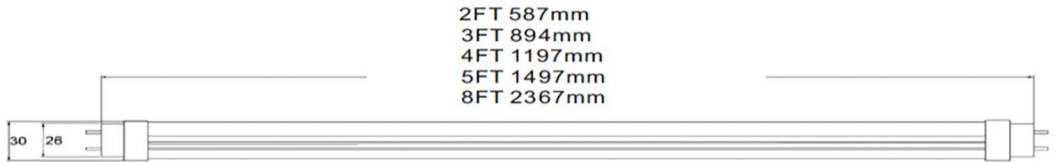
LED T8 Tubes A Series - ETL, DLC



- 4 feet 18 -20 watts, 120 ps LED 2835
- 2 feet 9 -10 watts, 60 ps LED 2835
- 8 feet 36 - 40 watts, 240 ps LED 2835
- 100 - 177 VAC input
- RA > 80 • PF > 98%
- 4 feet 1850 - 2200 lumen output
- 2 feet 950 - 1150 lumen output
- 8 feet 4000 - 4500 lumen output



Dimensions

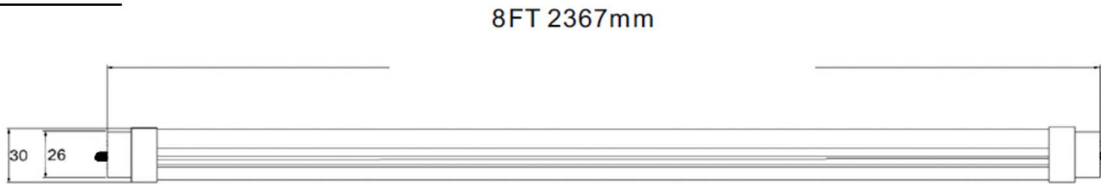


Item Codes - Append -2 for 2 side wiring on 4 feet and 2 feet

LT8-A4C-A30-G13(-2)	4 Feet, Clear Lenses, 3000 K, Non-Dimming, G13 base
LT8-A4C-A40-G13(-2)	4 Feet, Clear Lenses, 4000 K, Non-Dimming, G13 base
LT8-A4C-A50-G13(-2)	4 Feet, Clear Lenses, 5000 K, Non-Dimming, G13 base
LT8-A4F-A30-G13(-2)	4 Feet, Frost Lenses, 3000 K, Non-Dimming, G13 base
LT8-A4F-A40-G13(-2)	4 Feet, Frost Lenses, 4000 K, Non-Dimming, G13 base
LT8-A4F-A50-G13(-2)	4 Feet, Frost Lenses, 5000 K, Non-Dimming, G13 base
LT8-A2C-A30-G13(-2)	2 Feet, Clear Lenses, 3000 K, Non-Dimming, G13 base
LT8-A2C-A40-G13(-2)	2 Feet, Clear Lenses, 4000 K, Non-Dimming, G13 base
LT8-A2C-A50-G13(-2)	2 Feet, Clear Lenses, 5000 K, Non-Dimming, G13 bsse
LT8-A2F-A30-G13(-2)	2 Feet, Frost Lenses, 3000 K, Non-Dimming, G13 base
LT8-A2F-A40-G13(-2)	2 Feet, Frost Lenses, 4000 K, Non-Dimming, G13 base
LT8-A2F-A50-G13(-2)	2 Feet, Frost Lenses, 5000 K, Non-Dimming, G13 base
LT8-A8C-A30-FA8	8 Feet, Clear Lenses, 3000 K, Non-Dimming, FA8 base
LT8-A8C-A45-FA8	8 Feet, Clear Lenses, 4500 K, Non-Dimming, FA8 base
LT8-A8C-A60-FA8	8 Feet, Clear Lenses, 6000 K, Non-Dimming, FA8 base
LT8-A8F-A30-FA8	8 Feet, Frost Lenses, 3000 K, Non-Dimming, FA8 base
LT8-A8F-A45-FA8	8 Feet, Frost Lenses, 4500 K, Non-Dimming, FA8 base
LT8-A8F-A60-FA8	8 Feet, Frost Lenses, 6000 K, Non-Dimming, FA8 base

LED T8 Tubes A Series - ETL, DLC

8 feet cut sheet



Wiring Diagram for 4 feet

1 side wiring



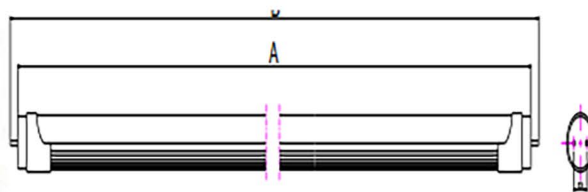
2 side wiring



Wiring Diagram for 8 feet



LED T8 Tubes G Series, UL, DLC Listed



A		B		D
Min	Max	Min	Max	Cap
1197mm	1200mm	1212	1214	28mm

4 Feet Specification

- 120/144 Pieces 2835 LED One Line
- 100 - 277 VAC One side power feed
- 18 Watts , > 100 Lumen / Watt
- 1800 - 2100 Lumen output
- CRI > 80 • IP 20
- Power factor > 0.9
- Beam Angle > 127°
- Color 3000K, 4000K, 5000K
- Operating Temp - 20° C ~ + 40° C

2 Feet Specification

- 72 Pieces 2835 LED One Line
- 100 - 277 VAC One side power feed
- 10 Watts
- 1000 - 1200 Lumen output
- CRI > 80 • IP 20
- Power factor > 0.9
- Beam Angle > 127°
- Color 3000K, 4000K, 5000K
- Operating Temp - 20° C ~ + 40° C

8 Feet Specification

- 288 or 216 Pieces 2835 LED One Line
- 100 - 277 VAC One /Two side power feed
- 42 Watts
- 4200 - 4600 Lumen output
- CRI > 80 • IP 20
- Power factor > 0.9
- Beam Angle > 127°
- Color 3000K, 4000K, 5000K
- Operating Temp - 20° C ~ + 40° C

Item Codes

LT8-G4C-A30	4 Feet, Clear Lenses, 3000 K, Non-Dimming
LT8-G4C-A40	4 Feet, Clear Lenses, 4000 K, Non-Dimming
LT8-G4C-A50	4 Feet, Clear Lenses, 5000 K, Non-Dimming
LT8-G4F-A30	4 Feet, Frost Lenses, 3000 K, Non-Dimming
LT8-G4F-A40	4 Feet, Frost Lenses, 4000 K, Non-Dimming
LT8-G4F-A50	4 Feet, Frost Lenses, 5000 K, Non-Dimming
LT8-G2C-A30	2 Feet, Clear Lenses, 3000 K, Non-Dimming
LT8-G2C-A40	2 Feet, Clear Lenses, 4000 K, Non-Dimming
LT8-G2C-A50	2 Feet, Clear Lenses, 5000 K, Non-Dimming
LT8-G2F-A30	2 Feet, Frost Lenses, 3000 K, Non-Dimming
LT8-G2F-A40	2 Feet, Frost Lenses, 4000 K, Non-Dimming
LT8-G2F-A50	2 Feet, Frost Lenses, 5000 K, Non-Dimming
LT8-G8C-A30	8 Feet, Clear Lenses, 3000 K, Non-Dimming
LT8-G8C-A40	8 Feet, Clear Lenses, 4000 K, Non-Dimming
LT8-G8C-A50	8 Feet, Clear Lenses, 5000 K, Non-Dimming
LT8-G8F-A30	8 Feet, Frost Lenses, 3000 K, Non-Dimming
LT8-G8F-A40	8 Feet, Frost Lenses, 4000 K, Non-Dimming
LT8-G8F-A50	8 Feet, Frost Lenses, 5000 K, Non-Dimming